

Preble County Barn Survey

Sponsored by the Preble County Historical Society and Friends of Ohio Barns

Property # _____

Property Address _____

Owner's Name _____

Owner's Address _____

Surveyor _____ Date _____

Common Name _____

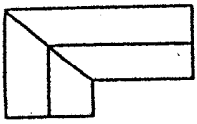
Township _____

Section _____

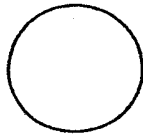
Condition	Plan Shape	Ohio Barn Types	Ohio Barn "Shed" Types	
<input type="checkbox"/> Good <input type="checkbox"/> Fair <input type="checkbox"/> Poor <input type="checkbox"/> Altered <input type="checkbox"/> Ruins	<input type="checkbox"/> "L" <input type="checkbox"/> Round <input type="checkbox"/> Polygon <input type="checkbox"/> Square <input type="checkbox"/> Rectangular <input type="checkbox"/> "T"	<input type="checkbox"/> Side Drive Ground Barn or "Yankee" Barn <input type="checkbox"/> End Drive Ground Barn or "Transverse" Barn <input type="checkbox"/> Raised or "Bank" Barn <input type="checkbox"/> Fore Bay Bank Barn, Pennsylvania Barn <input type="checkbox"/> Fore Bay Bank Barn, Sweitzer Barn <input type="checkbox"/> Fore Bay Bank Barn, Double Overhang	<input type="checkbox"/> Transverse Barn with Side Shed <input type="checkbox"/> Yankee Barn with Gable End Shed <input type="checkbox"/> Transverse Barn with "Flanking" Sheds <input type="checkbox"/> Yankee Barn with "T" or Straw Shed <input type="checkbox"/> Fore Bay Bank Barn with "Outshot" Sheds <input type="checkbox"/> Raised or "Bank" Barn with "T" or Straw Shed	
Roof Shape	Roof Covering	Siding	Foundation	Foundation Materials
<input type="checkbox"/> Gable <input type="checkbox"/> Gambrel <input type="checkbox"/> Gothic <input type="checkbox"/> Half monitor <input type="checkbox"/> Mansard <input type="checkbox"/> Monitor <input type="checkbox"/> Ogee <input type="checkbox"/> Round <input type="checkbox"/> Shed <input type="checkbox"/> Hip	<input type="checkbox"/> Asphalt Shingle <input type="checkbox"/> Slate <input type="checkbox"/> Steel-Corrugated <input type="checkbox"/> Steel-Ribbed <input type="checkbox"/> Steel-Standing Seam <input type="checkbox"/> Wood Shake <input type="checkbox"/> Wood Shingle	<input type="checkbox"/> Corrugated Steel <input type="checkbox"/> Ribbed Steel <input type="checkbox"/> Wood Battens <input type="checkbox"/> Horizontal Wood <input type="checkbox"/> V-Groove Wood <input type="checkbox"/> Vertical Wood <input type="checkbox"/> Other _____	<input type="checkbox"/> Bank <input type="checkbox"/> Bridged <input type="checkbox"/> On Grade <input type="checkbox"/> Piers <input type="checkbox"/> Raised <input type="checkbox"/> Ramped	<input type="checkbox"/> Boulders <input type="checkbox"/> Cement Block <input type="checkbox"/> Field Stone <input type="checkbox"/> Field Split-Stone <input type="checkbox"/> Field Stone-Dressed <input type="checkbox"/> Glazed Tile <input type="checkbox"/> Poured Concrete
Decoration	Other Features		Pictures	
Names/Dates/Decoration? <input type="checkbox"/> No <input type="checkbox"/> Yes, Describe: _____ _____	<input type="checkbox"/> Cupola <input type="checkbox"/> Weather Vane <input type="checkbox"/> Milk House <input type="checkbox"/> Dormer <input type="checkbox"/> Chicken Coop <input type="checkbox"/> Outhouse <input type="checkbox"/> Lightning Rod <input type="checkbox"/> Corncrib <input type="checkbox"/> Silo <input type="checkbox"/> Over Shoot <input type="checkbox"/> Granary <input type="checkbox"/> Windmill <input type="checkbox"/> Pent Roof <input type="checkbox"/> Hog House <input type="checkbox"/> Ventilator <input type="checkbox"/> Machine Shed		Roll _____ Frame(s) _____	

Visual Glossary

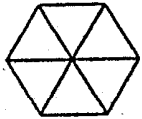
PLAN SHAPES




"L"



Round



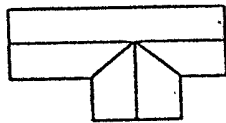
Polygon



Square

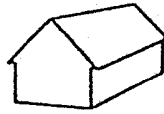


Rectangular

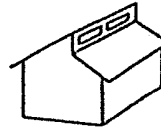


"T"

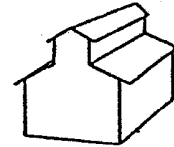
ROOF SHAPES



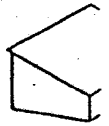
Gable



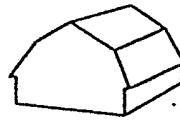
Half Monitor



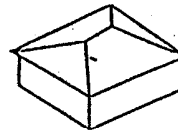
Monitor



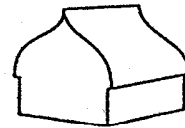
Shed



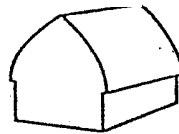
Gambrel



Hip



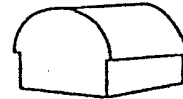
Ogee



Gothic




Mansard



Round

OHIO BARN TYPES



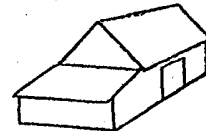
**SIDE DRIVE GROUND BARN
OR "YANKEE" BARN**



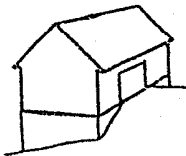
**END DRIVE GROUND BARN
OR "TRANSVERSE" BARN**




**TRANSVERSE BARN
WITH SIDE SHED**



**YANKEE BARN
WITH GABLE END SHED**



RAISED OR "BANK" BARN




**FORE BAY BANK BARN
PENNSYLVANIA BARN**



**TRANSVERSE BARN
WITH "FLANKING" SHEDS**



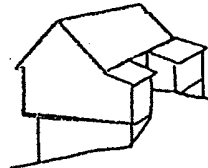
**YANKEE BARN
WITH "T" OR STRAW SHED**



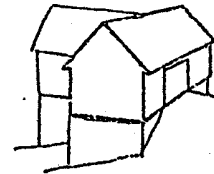
**FORE BAY BANK BARN
SWEITZER BARN**



**FORE BAY BANK BARN
DOUBLE OVERHANG**



**FORE BAY BANK BARN
WITH "OUTSHOT" SHEDS**



**RAISED OR "BANK" BARN
WITH "T" OR STRAW SHED**

OHIO BARN "SHED" TYPES